

# Ednie Flower Bulbs

presents

## Callas

for

## Cut Flower Production

### Flower Bulb Catalog

#### General Information

Callas can be grown year-round. It is important to understand that plants react differently in darker winter months than in warm, bright, summer months.

New crops  
(starting February 15th)  
will take longer  
than later plantings.

*Happy  
Growing*

#### Other Helpful Tips

- When tubers arrive, open the boxes or crates immediately so the tubers get fresh air. Do not store the tubers in closed coolers; always leave the door open a little for fresh air. Let the tubers sit for a few days (out of the sun) at 45 to 65°F. (8 to 18°C.).
- If possible, start the planted tubers in warmer temperatures.
- Watering should be kept to a minimum until the leaves unfurl.
- Soil should be sterile and well-drained with a pH between 6.0 and 6.5.
- After the leaves have completely unfurled, the plants need a lot more water to fully develop and produce optimum number of flowers.
- Light is very important to achieve as many flowers as possible.



Ednie Flower Bulbs





**X** for Cut Flower Production  
*Callas*

Tubers Packed	
Size Tuber	per Crate
18 - 20 cm.	175
20 - 22 cm.	125

or bags of 25



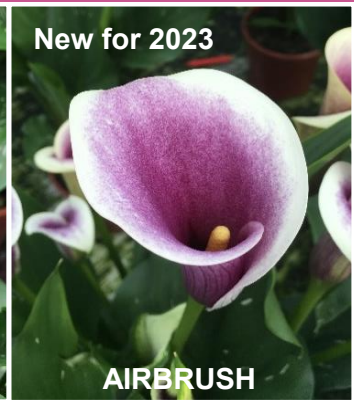
Ednie Flower Bulbs



**GOLD MEDAL**



**CANTOR**



New for 2023

**AIRBRUSH**



**ICE ART**



**LA PAZ**



**MORNING SUN**

Variety	Description & Plant Characteristics	Size Tuber in Centimeters	Natural Height in Inches	Natural Height in Centimeters	Approx. # Flowers per Tuber Size
<b>AIRBRUSH</b>	<i>Oval, medium size flowers are airbrushed violet into wide white edges and have black bases.</i>	18-20 20-22	24 - 28 28 - 32	60 - 70 70 - 80	6 - 9 8 - 12
<b>CANTOR</b>	<i>Round, medium size, deep purple to black flowers have lighter edges and contrasting white spadix. Leaves are speckled.</i>	18-20 20-22	20 - 26 22 - 28	50 - 65 55 - 70	6 - 8 7 - 9
<b>GOLD MEDAL</b>	<i>Round, large, golden yellow flowers have mango blush towards base; open well and are longlasting.</i>	18-20 20-22	22 - 28 24 - 30	55 - 70 60 - 75	6 - 8 7 - 9
<b>ICE ART</b>	<i>Round, medium size flowers are pure white and have a black base. Solid green, broad, lance-shaped leaves.</i>	18-20 20-22	18 - 24 20 - 26	45 - 60 50 - 65	5 - 7 6 - 8
<b>LA PAZ</b>	<i>Round, large, almost black purple flowers have black base and are outlined lighter. Speckled, broader leaves.</i>	18-20 20-22	22 - 28 24 - 30	55 - 70 60 - 75	5 - 7 6 - 8
<b>MORNING SUN</b>	<i>Oval, medium size orange flowers are randomly brushed yellow. Foliage is heavy speckled.</i>	18-20 20-22	18 - 24 20 - 26	45 - 60 50 - 65	6 - 8 8 - 10
<b>capt. ODEON</b>	<i>Round, large, hot orange flowers have random yellow blush. Broad leaves are speckled.</i>	18-20 20-22	22 - 28 24 - 30	55 - 70 60 - 75	6 - 8 7 - 9


**Normal Forcing Time**

- Early Season 10 to 11 weeks...  
*Exception is noted.*
- In high light, warmer climate...  
*Deduct 2 to 3 weeks from normal forcing time.*
- When using long-storage tubers...  
*Deduct 1 to 2 weeks from normal forcing time.*



**capt. ODEON**





**PICASSO**



*capt.* **PROMISE**



3

Variety	Description & Plant Characteristics	Size Tuber in Centimeters	Natural Height in Inches	Natural Height in Centimeters	Approx. # Flowers per Tuber Size
<b>PICASSO</b>	<i>Oval, medium size, bicolor white and brushed purple flowers are not long lasting. Foliage is speckled. They force quicker than others.</i>	18-20	20 - 26	50 - 65	5 - 9
		20-22	22 - 28	55 - 70	8 - 12
<i>capt.</i> <b>PROMISE</b>	<i>Oval, large, fuchsia purple flowers have a darker base. Broad foliage has no speckles.</i>	18-20	22 - 28	55 - 70	5 - 8
		20-22	24 - 30	60 - 75	6 - 9
<i>capt.</i> <b>ROMANCE</b>	<i>Oval, large, pink flowers have white throats when fully open. Lance-shaped leaves have few speckles.</i>	18-20	22 - 28	55 - 70	5 - 8
		20-22	24 - 30	60 - 75	6 - 9
<i>capt.</i> <b>SAMBA</b>	<i>Round, medium size flowers are hot pink with white bases. Buds are dark red.</i>	18-20	18 - 24	45 - 60	6 - 8
		20-22	20 - 26	50 - 65	7 - 9
<i>capt.</i> <b>VENTURA</b>	<i>Round, large, pure white flowers open with a whisper of pink. Dark green foliage is speckled.</i>	18-20	22 - 28	55 - 70	6 - 8
		20-22	24 - 30	60 - 75	7 - 9

*Number of Tubers for Cut*

Size Tuber	per Crate	per Square Yard
18-20 cm.	5 - 6	14
20-22 cm.	4 - 5	12



*capt.* **SAMBA**



*Callas* for Cut Flower Production



One of the characteristics of our tuber selection is that they have many eyes, ensuring many flowers.


*Cut Calla Collection*

This collection consists of 5 tubers of the following 7 colors:

Red	White
Yellow	Purple
Pink	Surprise!
Orange	

Tuber Size 20-22 cm.

If well-watered, Callas will produce flowers for at least 4 weeks



*capt.* **ROMANCE**

*Varieties listed above will be named but vary per season or holiday like Easter, Mother's Day, Summer or Fall.*

Cut flower Callas can be succession planted every 4 weeks. First plants will start to produce flowers 8 weeks after planting.



*capt.* **VENTURA**







**X** for Cut Flower Production

# Callas

## Callas for Cut Production

### Callas for Cut can be grown in different ways:

- In ground beds in the greenhouse.
- In ground beds outside when soil temperature is at least 55°F. (13°C.).
- In plastic crates, inside or outside. They can be started inside and moved as long as the temperature does not dip below 45°F. (7°C.).  
If possible, place planted tubers in a warm and moist environment at 72°F. (22°C.) until all sprouts have emerged. Then crates can be moved to a cooler area.
- In Gerbera or Trough System (similar to strawberries) (see illustration).



Callas in Ground Beds



Callas in Bulb Crates



Callas in Gerbera or Trough System



## Helpful Tips for Cut Production

- Because tubers produce heavy stalks with (sometimes) many leaves, it is essential that plants receive enough light to form flowers. If tubers are planted too closely, flower production will be decreased. See chart on page 3 for tuber spacing.
- Proper crate depth is important. Tubers should be covered with 2" (5 cm.) of soil. This is needed because roots form on top of the tuber and then move down. There should be at least 2" soil (preferably more) below the tuber because Callas produce many strong roots.
- When plants are growing, do not place crates on benches as the soil may get too warm.
- In warmer areas outside, it is helpful to cover the soil with straw or other material to keep soil cooler.
- Light is very important to achieve as many flowers as possible. However, for stem length, some shading may be needed, especially in the warmer months.
- To maintain healthy roots, grower should always check them. Preventing disease is always easier!
- When harvesting, do not cut flowers, rather **PULL THE STEMS** to avoid damaging the tuber and cause disease.
- Some leaves can be pulled to use for fillers in bouquets.
- Because of the longevity of the flowers, harvesting does not need to be done daily.
- Freshen water often in the pails with flowers but do not fill the pail, just a few inches is best. Cut the stems with a sharp knife at a 45° angle. Repeat each time when the water is refreshed.
- To prevent slimy stems, add a little disinfectant (such as chlorine or peroxide) to the water.

## Diseases


### There are two diseases which can affect Callas:

- **PYTHIUM** - can be seen when roots look glassy instead of white. This is caused by an environment which is too wet. Avoid overwatering at all costs, especially right after planting.  
It can be treated with fungicides such as Agrimycin or Ridomil Gold. Always follow instructions on label.
- **ERWINIA** - is the most common disease in Callas. Remember... It is a secondary disease and almost always occurs when the plant is under stress which can be from overwatering or poor drainage.

The best recommendation is to carefully remove the diseased (collapsed) plants. Erwinia is a bacterial disease and can spread to its neighbor by careless handling of the diseased plants. Clean hands, tools etc. with a disinfectant!

### Tubers Packed

Size Tuber	per Crate
18 - 20 cm.	175
20 - 22 cm.	125




or Packed 25 per bag



To order products from our Catalog, please contact your Ball Seed Sales Representative.

# Ball Seed®

Order at [www.BallSeed.com/WebTrack](http://www.BallSeed.com/WebTrack) or  
 Call Ball Seed: (800) 879-BALL  
 Fax: (800) 234-0370  
 Call Ball Color Link: (800) 686-7380



Ednie Flower Bulbs