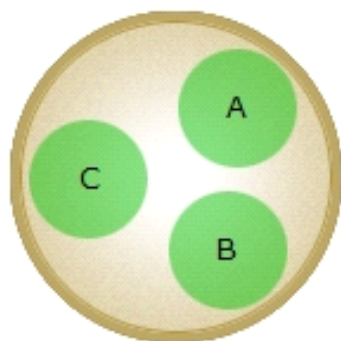


## # 17

Something as ordinary as a plain, old container can be made extraordinary! Removing the old blooms of these heat-loving plants will encourage constant flowering and frequent watering will maintain a healthy appearance. Use a slow-release fertilizer - like Osmocote - when planting, then feed every 2 to 3 weeks with a water-soluble fertilizer.




14 in. (35 cm)  
container



Warm Season



Plants in Container




A

Serenita® White Angelonia



B

Lava Rose Coleus



C

Presto™ Deep Scarlet  
Zonal Geranium